



Education

Prepared by: STDBonline

5956 Sherry Lane, Dallas, Texas, 75225

Latitude: 32.861976

32.861976, -96.809829

Site Type: Ring

Longitude: -96.809829

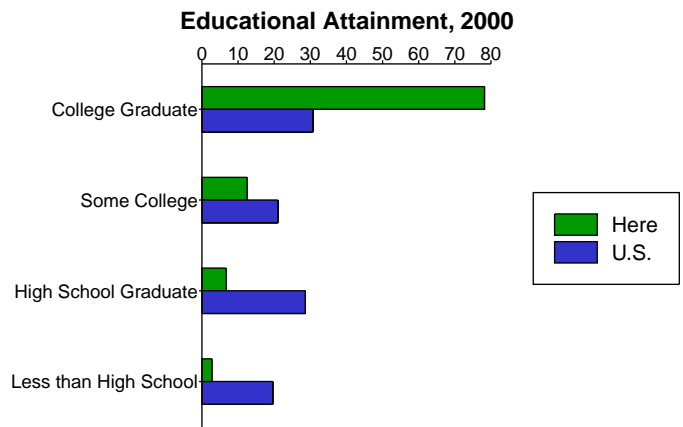
Radius: 1 miles

Educational attainment is reported for persons age 25 and older. This is the traditional age by which most people have completed their formal education, although a trend has developed in recent years for persons to return for schooling past age 25. Still, these figures provide a picture of the general educational level of the population. Educational attainment is usually associated with income.

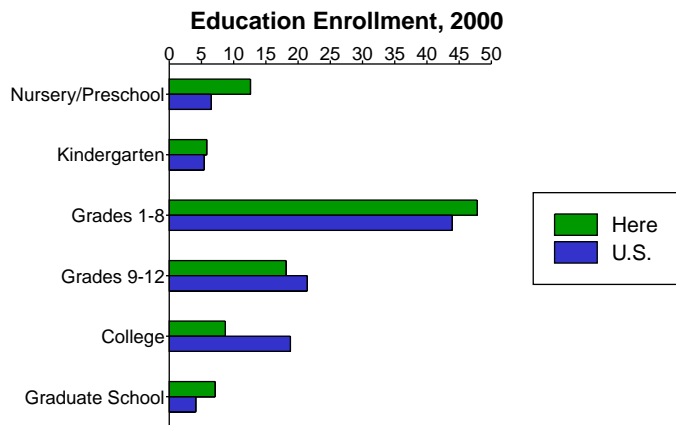
Also provided are the counts for persons presently enrolled in school, educational courses, and degree programs.

Persons Age 25+	Number	Percent
Educational Attainment	8,368	100%
College Graduate *	6,540	78.2%
Some College	1,046	12.5%
High School Graduate	557	6.7%
Less than High School	225	2.7%

* Associate, Bachelor's, Graduate or Professional Degree



Persons Age 3+	Number	Percent
Education Enrollment	3,041	100%
Nursery/Preschool	382	12.6%
Kindergarten	175	5.8%
Grades 1-8	1,453	47.8%
Grades 9-12	550	18.1%
College	266	8.7%
Graduate School	215	7.1%



Source: U.S. Bureau of the Census, 2000 Census of Population and Housing.



Education

Prepared by: STDBonline

5956 Sherry Lane, Dallas, Texas, 75225

Latitude: 32.861976

32.861976, -96.809829

Site Type: Ring

Longitude: -96.809829

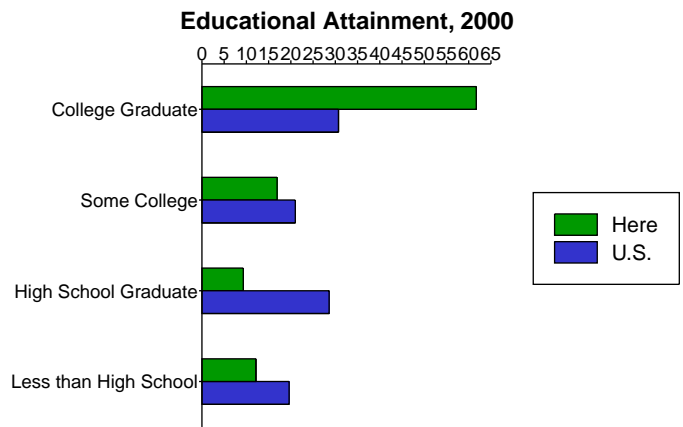
Radius: 3 miles

Educational attainment is reported for persons age 25 and older. This is the traditional age by which most people have completed their formal education, although a trend has developed in recent years for persons to return for schooling past age 25. Still, these figures provide a picture of the general educational level of the population. Educational attainment is usually associated with income.

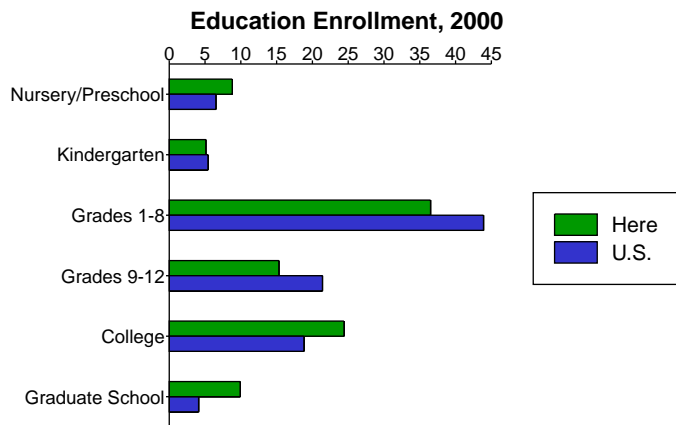
Also provided are the counts for persons presently enrolled in school, educational courses, and degree programs.

Persons Age 25+	Number	Percent
Educational Attainment	80,361	100%
College Graduate *	49,564	61.7%
Some College	13,610	16.9%
High School Graduate	7,466	9.3%
Less than High School	9,721	12.1%

* Associate, Bachelor's, Graduate or Professional Degree



Persons Age 3+	Number	Percent
Education Enrollment	31,160	100%
Nursery/Preschool	2,739	8.8%
Kindergarten	1,575	5.1%
Grades 1-8	11,374	36.5%
Grades 9-12	4,764	15.3%
College	7,617	24.4%
Graduate School	3,091	9.9%



Source: U.S. Bureau of the Census, 2000 Census of Population and Housing.



Education

Prepared by: STDBonline

5956 Sherry Lane, Dallas, Texas, 75225

Latitude: 32.861976

32.861976, -96.809829

Site Type: Ring

Longitude: -96.809829

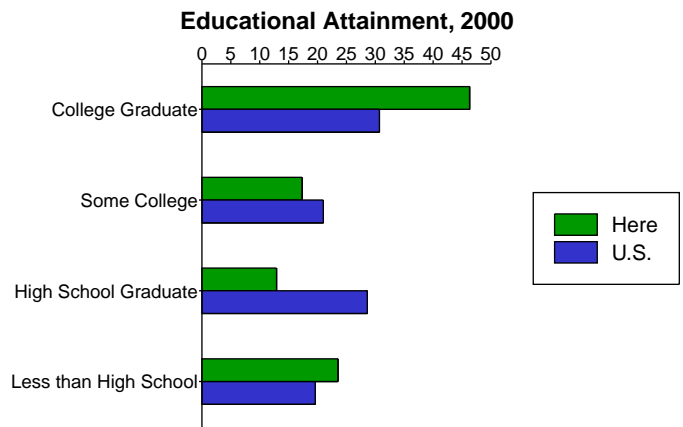
Radius: 5 miles

Educational attainment is reported for persons age 25 and older. This is the traditional age by which most people have completed their formal education, although a trend has developed in recent years for persons to return for schooling past age 25. Still, these figures provide a picture of the general educational level of the population. Educational attainment is usually associated with income.

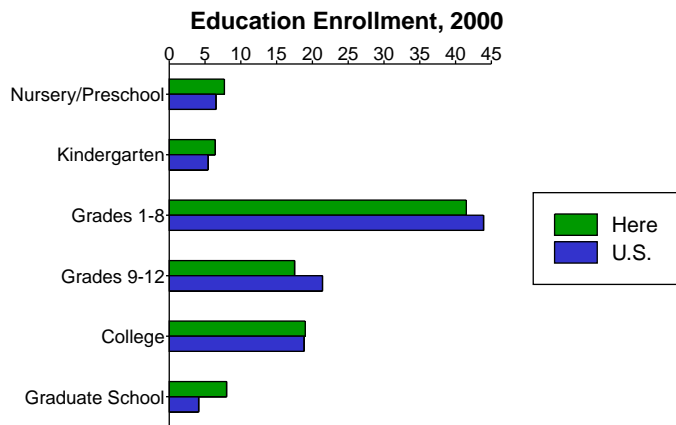
Also provided are the counts for persons presently enrolled in school, educational courses, and degree programs.

Persons Age 25+	Number	Percent
Educational Attainment	246,559	100%
College Graduate *	114,136	46.3%
Some College	42,702	17.3%
High School Graduate	31,827	12.9%
Less than High School	57,894	23.5%

* Associate, Bachelor's, Graduate or Professional Degree



Persons Age 3+	Number	Percent
Education Enrollment	85,852	100%
Nursery/Preschool	6,599	7.7%
Kindergarten	5,510	6.4%
Grades 1-8	35,593	41.5%
Grades 9-12	14,996	17.5%
College	16,274	19.0%
Graduate School	6,880	8.0%



Source: U.S. Bureau of the Census, 2000 Census of Population and Housing.