



# Households by Type

Prepared by: STDBonline

5956 Sherry Lane, Dallas, Texas, 75225

Latitude: 32.861976

32.861976, -96.809829

Site Type: Ring

Longitude: -96.809829

Radius: 1 miles

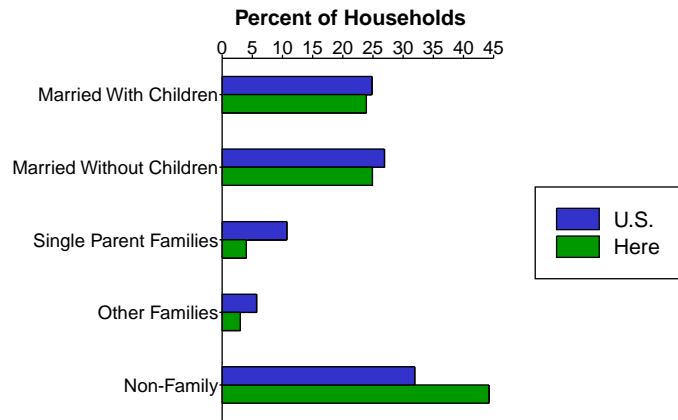
A household includes all persons who occupy a housing unit, excluding the population in group quarters. The count of households always equals the count of occupied housing units. There are two types of households: family and nonfamily. A household is classified as a family if one or more persons living in the same household are related to the householder (who is the first person listed on the Census form) by marriage, birth, or adoption. A nonfamily household is an individual living alone or with other non-related individuals.

The category married couples without children represents three types of households: 1) married couples who have not yet started a family, 2) married couples who have remained childless, and 3) empty nesters (married couples whose children have left home or are older than 18). The other family household type represents several combinations: an adult child living with one parent, two or more siblings living together, or an adult living with another adult relative. Three-fourths of these families are headed by females.

One-person households are often perceived as "young singles" however, only about one-fourth of persons living alone are under 35 years of age, while another one-fourth are middle aged, and one-half are age 55 and older. Among young one-person households, men outnumber women, but among older singles, women outnumber men 3 to 1. Overall, 60 percent of one-person households are women living alone.

	Here	Percent of Total Households	US	Percent of Total Households
<b>2009 Total Households Estimate</b>	<b>5,249</b>	<b>100%</b>	<b>115,337,039</b>	<b>100%</b>
Family	<b>2,873</b>	<b>54.7%</b>	<b>77,236,852</b>	<b>67.0%</b>
Non Family	<b>2,376</b>	<b>45.3%</b>	<b>38,100,187</b>	<b>33.0%</b>

	Number	Percent
<b>2000 Family Households</b>	<b>3,012</b>	<b>55.8%</b>
Married With Children	1,291	23.9%
Married Without Children	1,343	24.9%
<b>Single Parent Families</b>	218	4.0%
Other Families	160	3.0%
<b>2000 Non-Family Households</b>	<b>2,387</b>	<b>44.2%</b>
<b>2000 Households with elders 65+</b>	<b>1,352</b>	<b>25.0%</b>



Source: U.S. Bureau of the Census, 2000 Census of Population and Housing. ESRI forecasts for 2009 and 2014.



# Households by Type

Prepared by: STDBonline

5956 Sherry Lane, Dallas, Texas, 75225

Latitude: 32.861976

32.861976, -96.809829

Site Type: Ring

Longitude: -96.809829

Radius: 3 miles

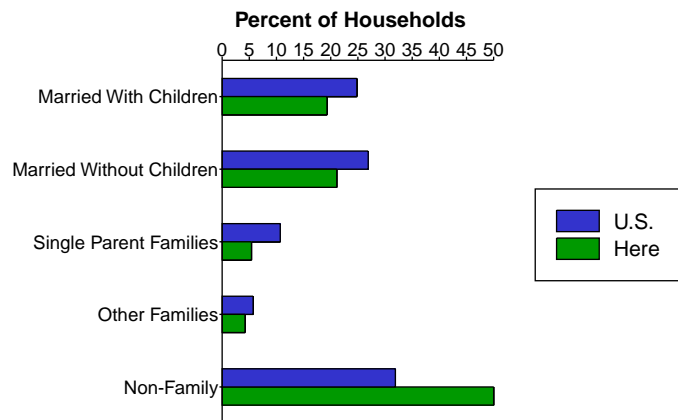
A household includes all persons who occupy a housing unit, excluding the population in group quarters. The count of households always equals the count of occupied housing units. There are two types of households: family and nonfamily. A household is classified as a family if one or more persons living in the same household are related to the householder (who is the first person listed on the Census form) by marriage, birth, or adoption. A nonfamily household is an individual living alone or with other non-related individuals.

The category married couples without children represents three types of households: 1) married couples who have not yet started a family, 2) married couples who have remained childless, and 3) empty nesters (married couples whose children have left home or are older than 18). The other family household type represents several combinations: an adult child living with one parent, two or more siblings living together, or an adult living with another adult relative. Three-fourths of these families are headed by females.

One-person households are often perceived as "young singles" however, only about one-fourth of persons living alone are under 35 years of age, while another one-fourth are middle aged, and one-half are age 55 and older. Among young one-person households, men outnumber women, but among older singles, women outnumber men 3 to 1. Overall, 60 percent of one-person households are women living alone.

	Here	Percent of Total Households	US	Percent of Total Households
<b>2009 Total Households Estimate</b>	<b>51,920</b>	<b>100%</b>	<b>115,337,039</b>	<b>100%</b>
Family	<b>25,248</b>	<b>48.6%</b>	<b>77,236,852</b>	<b>67.0%</b>
Non Family	<b>26,672</b>	<b>51.4%</b>	<b>38,100,187</b>	<b>33.0%</b>

	Number	Percent
<b>2000 Family Households</b>	<b>26,369</b>	<b>50.0%</b>
Married With Children	10,152	19.3%
Married Without Children	11,131	21.1%
<b>Single Parent Families</b>	<b>2,859</b>	<b>5.4%</b>
Other Families	2,227	4.2%
<b>2000 Non-Family Households</b>	<b>26,367</b>	<b>50.0%</b>
<b>2000 Households with elders 65+</b>	<b>9,849</b>	<b>18.7%</b>



Source: U.S. Bureau of the Census, 2000 Census of Population and Housing. ESRI forecasts for 2009 and 2014.



# Households by Type

Prepared by: STDBonline

5956 Sherry Lane, Dallas, Texas, 75225

Latitude: 32.861976

32.861976, -96.809829

Site Type: Ring

Longitude: -96.809829

Radius: 5 miles

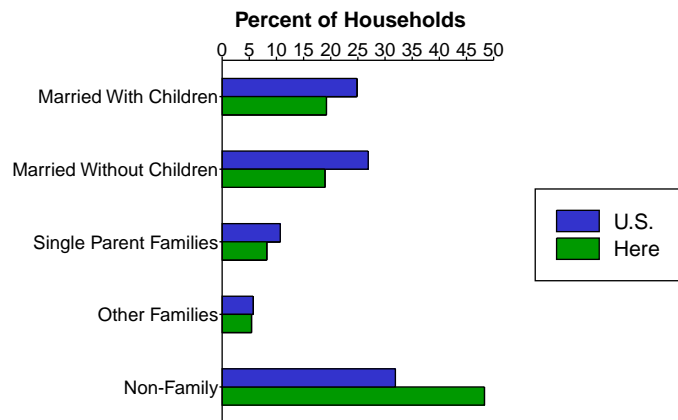
A household includes all persons who occupy a housing unit, excluding the population in group quarters. The count of households always equals the count of occupied housing units. There are two types of households: family and nonfamily. A household is classified as a family if one or more persons living in the same household are related to the householder (who is the first person listed on the Census form) by marriage, birth, or adoption. A nonfamily household is an individual living alone or with other non-related individuals.

The category married couples without children represents three types of households: 1) married couples who have not yet started a family, 2) married couples who have remained childless, and 3) empty nesters (married couples whose children have left home or are older than 18). The other family household type represents several combinations: an adult child living with one parent, two or more siblings living together, or an adult living with another adult relative. Three-fourths of these families are headed by females.

One-person households are often perceived as "young singles" however, only about one-fourth of persons living alone are under 35 years of age, while another one-fourth are middle aged, and one-half are age 55 and older. Among young one-person households, men outnumber women, but among older singles, women outnumber men 3 to 1. Overall, 60 percent of one-person households are women living alone.

	Here	Percent of Total Households	US	Percent of Total Households
<b>2009 Total Households Estimate</b>	<b>160,106</b>	<b>100%</b>	<b>115,337,039</b>	<b>100%</b>
Family	<b>79,568</b>	<b>49.7%</b>	<b>77,236,852</b>	<b>67.0%</b>
Non Family	<b>80,538</b>	<b>50.3%</b>	<b>38,100,187</b>	<b>33.0%</b>

	Number	Percent
<b>2000 Family Households</b>	<b>81,307</b>	<b>51.7%</b>
Married With Children	30,192	19.2%
Married Without Children	29,761	18.9%
<b>Single Parent Families</b>	<b>12,862</b>	<b>8.2%</b>
Other Families	8,492	5.4%
<b>2000 Non-Family Households</b>	<b>75,894</b>	<b>48.3%</b>
<b>2000 Households with elders 65+</b>	<b>24,489</b>	<b>15.6%</b>



Source: U.S. Bureau of the Census, 2000 Census of Population and Housing. ESRI forecasts for 2009 and 2014.